


MAKE A BIRD FEEDER



YOU WILL NEED:


- 1 toilet roll tube
- Twine
- 1 twig or wooden skewer
- Peanut butter
- Birdseed




1 Make two holes opposite each other at one end of the toilet roll that your twig/skewer will fit through.



2 Spread the toilet roll tube with peanut butter, then roll it in the birdseed so it's fully coated with seeds.



3 Double the twine and tie the two ends in a knot, then thread it through the tube.



4 Making sure to catch the loop of the twine, push the twig through the holes in the tube.

DON'T FORGET TO HANG THE BIRD FEEDER SOMEWHERE YOU CAN SEE FROM A WINDOW SO YOU CAN KEEP AN EYE OUT FOR BIRDS!

