

MAKE A WALKING SILKWORM


**YOU
WILL NEED:**

- 4.5cm x 13 cm piece of paper
- scissors
- pens
- straw




1

Fold the piece of paper in half longways, and then unfold it.



2

Fold one end of the paper in up to the middle crease.




3

Fold the same side you folded already up to the middle crease again.




4

Do the same two folds to the other side of your piece of paper.



5

Fold the piece of paper in half again along the middle crease.



6

Cut each corner of the folded up rectangle into a rounded shape.



7

Unfold it and give your silkworm a face and some decorations.



8

Use your straw to blow the silkworm and watch him move!

**WHY NOT
MAKE A FEW
SILKWORMS
AND HAVE A
RACE?**

