

# MAKE A FLY CATCHING CHAMELEON

**U**sing thick card, print this chameleon template out, or draw your own.



1

**C**olour your chameleon in. Its skin can be pink, blue, red, orange, green, black, brown, light blue, yellow, turquoise, or purple.



2

**C**ut out both parts of your chameleon, making sure not to cut off his tongue and the fly.



3

**G**lue the both parts to either side of a peg, making sure they line up and the bottom part is under the top.



4




**F**inished! Your chameleon should look something like this and is now ready to catch flies.



**S**queeze the peg to see your chameleon open his mouth and catch his first fly of the day.



## Chameleon template



**AFRICA  
INLAND MISSION**

**CONNECT  
JUNIOR**